

2020

## Digital Modeling of Cultural Heritage Objects

Snehal A. Padhye

*Rochester Institute of Technology*

James A. Ferwerda

*Rochester Institute of Technology*

David Messinger

*Rochester Institute of Technology*

Follow this and additional works at: <https://scholarworks.rit.edu/frameless>



Part of the [Education Commons](#)

---

### Recommended Citation

A. Padhye, Snehal; A. Ferwerda, James; and Messinger, David (2020) "Digital Modeling of Cultural Heritage Objects," *Frameless*: Vol. 3 : Iss. 1 , Article 3.

Available at: <https://scholarworks.rit.edu/frameless/vol3/iss1/3>

This Demos is brought to you for free and open access by RIT Scholar Works. It has been accepted for inclusion in Frameless by an authorized editor of RIT Scholar Works. For more information, please contact [ritscholarworks@rit.edu](mailto:ritscholarworks@rit.edu).

## Digital Modeling of Cultural Heritage Objects

**Snehal A. Padhye\***  
Rochester Institute of Technology

**James A. Ferwerda**  
Rochester Institute of Technology

**David Messinger**  
Rochester Institute of Technology

*Abstract — Cultural heritage objects are a rich source of information about human history. Due to the physical nature of these often old and typically rare or unique objects, humanity is at risk of losing this history. Given their importance, preservation is an active area of interest in the research community. While, digitally capturing images of the objects is com-mon practice, we propose a more comprehensive approach to preserving these objects. It involves creating digital models that represent both the three- dimensional shapes of the objects and the materials they are made of.*

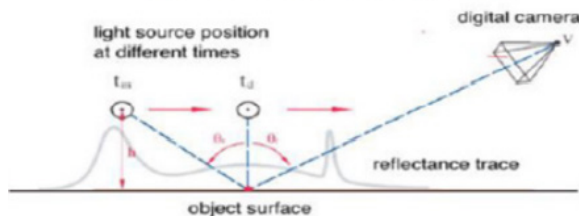

*Keywords — cultural heritage objects, digital modeling, realistic- rendering, interactive computer graphics*

### OVERVIEW


The basic idea is to capture sets of images in a defined illumination pattern and use these images as data to model the geometric (shape, texture) and radiometric (color, gloss, trans- lucency) properties of the objects under con- sideration. Rendering these models using computer graphics creates realistic represen- tations of the objects. Our current set up is shown in Fig. 1. It is a Linear Light Reflectometer (LLR) (based on earlier work by Gardner, Tchou, Hawkins, and Debevec 2003, 749-758); consisting of two linear light sources; that is used to capture images at dif- ferent illumination angles. A sample result can be seen in Fig. 2.

### CONCLUSION

Our system can be used to create interac- tive and realistic representations of cultural



*Fig.1. Linear Light Reflectometer (top), and reflectance trace (bottom) used to model surface properties.*



*Fig. 2. Top - Surface normal(a) and (diffuse(b), specular(c) and roughness(d)) maps produced by the LLR. Bottom - Examples of Tangible Display Systems*

heritage objects. These systems can be used in libraries, museums and teaching platforms. This would reduce direct handling of the fragile documents, further adding value to their conservation. Our goal ahead is to upgrade the system to reduce complexity to make it more practical to use. These improvements include reduction in number of images required to extract the material properties, a more portable capture system and extending it over non- planar cultural heritage objects.

## REFERENCES

Gardner, A., Tchou, C., Hawkins, T., and Debevec, P. 2003. "Linear light source reflectometry." *ACM Transactions on Graphics (TOG)*, 22(3): 749-758.

Ferwerda, J.A. 2013. "Tangible imaging systems." Proceedings SPIE Electronic Imaging '13 (86640M, doi:10.1117/12.20109 *Understanding Virtual Reality: Interface, Application, and Design*. Elsevier, 2002.